

Environment and
Climate Change Canada

Environnement et
Changement climatique Canada



Ocean
School

ocean WISE




Sea Smart



STUDENTS ON ICE
FOUNDATION • FONDATION



Plastic Education Kit



A WORKBOOK FOR

**STUDENTS LEADING
CHANGE**

Grades 2-3

www.plasticsedkit.ocean.org

Lesson 1

"My Ocean Promise is to respect the ocean and appreciate what it gives me"



PART 1: The ocean and life in the ocean shapes the earth.

Let's talk about the ocean. Look at each of these topics below and connect them with any thoughts that come to mind. Go over your ideas with the rest of the class.

**How the OCEAN
helps US**

**How WE HARM
the ocean**

**How WE HELP
the ocean**

Lesson 1 - Continued...

"My Ocean Promise is to respect the ocean and appreciate what it gives me"



PART 2: Plastic is changing the ocean environment.

Using your notes, consider what would make a "happy" ocean environment. What are the animals doing? Is there plastic in the ocean? Why or why not?

Draw your happy ocean in the space below:

A large, empty rounded rectangular box with a dark grey border, intended for drawing a happy ocean scene.

Lesson 2

"My Ocean Promise is to pick up garbage when I go outside and play"



PART 1: The earth has one big ocean with many features.

Watch the video: How does plastic end up in the ocean? Answer the following questions:

1. How does all water end up in the ocean? Ex. Which direction does water flow?

2. Is all plastic recycled? (yes/no) _____

3. What do the animals do when they see the plastic?

Time to go outside! Try to find as much plastic litter as possible. Draw it below:

A large empty rounded rectangular box with a thick black border, intended for drawing plastic litter found outdoors.

Lesson 2 - Continued...

"My Ocean Promise is to pick up garbage when I go outside and play"



PART 2: Plastic Litter knows no borders.

Once back inside, complete this chart:

Item Found	Reduce: Did this item have to be used?	Reuse : What else can it be used for?	Recycle: Can it be recycled?
Straw	No - the person could have drank their drink without a straw.	It can be used for an art project.	No it cannot be recycled (in BC).

Lesson 3



"My Ocean Promise is to pick up garbage when I go outside and play"

PART 1: The ocean supports a wide diversity of life.

Let's talk about ecosystems. Cut out the pictures on the next page and create your ecosystem below. Where will you put these plants and animals? Why?








PART 2: The plastic is changing the ecosystems of marine life.

How does plastic litter change the ecosystem?

Lesson 3



Cut out these pictures to use for your ecosystem:




Lesson 4

“My Ocean Promise is to reduce the amount of plastic in my lunches”



PART 1: The ocean made the earth habitable.

Now lets learn about the food chain. Draw arrows to what you think these creatures eat in the picture below. Note: There might be more than one arrow leading to these plants and animals!



PART 2: Marine life consumes plastic every day!

Do you see the bottle and bag? How can this impact the animals?

Lesson 5

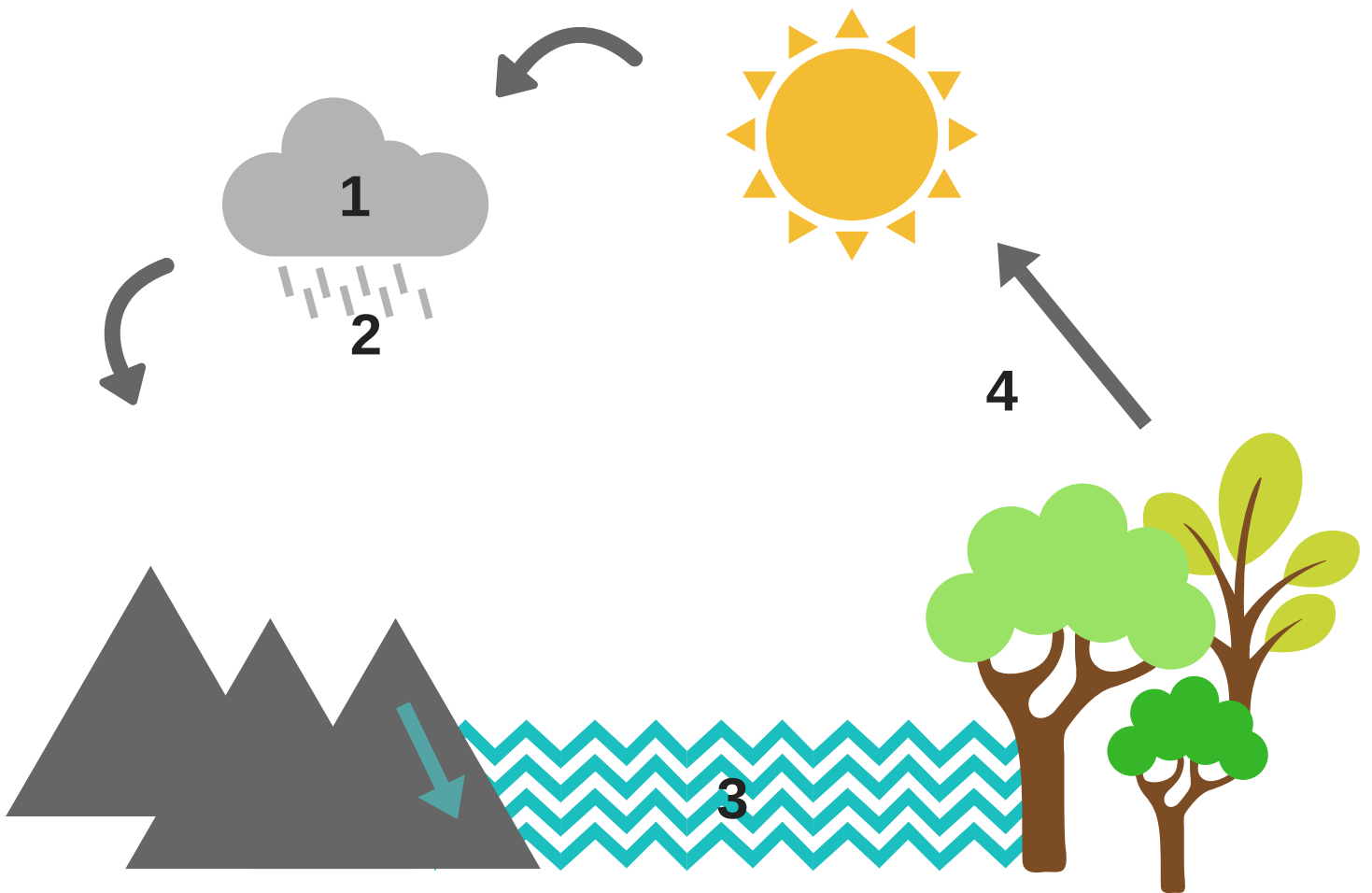
"My Ocean Promise is to use reusable water bottles everywhere I go."



PART 1: The ocean is a major influence on climate and weather.

Let's look at the water cycle! Look at the picture below and use these words to fill the blanks:

EVAPORATION - CONDENSATION - PRECIPITATION - COLLECTION



1. _____

2. _____

3. _____

4. _____

Lesson 5

"My Ocean Promise is to use reusable water bottles everywhere I go"



PART 2: Plastic in our ocean is causing the climate to change.

Time to do an experiment! We are going to determine if plastic will heat up the water below it. Please fill out the information below:

1. Question - *what are we trying to find out?*

2. Hypothesis - *what do you think will happen?*

3. Materials - *what did you use?*

4. Observation - *what do you see?*

5. Conclusion - *what does this tell you about plastic in the ocean?*

Lesson 6



"My Ocean Promise is to repurpose my plastics or clothes I'm going to throw away"

PART 1: The ocean is largely unexplored.

So what do you think? Take some time and think about microplastics. Did you know about them? How do they hurt the animals? Do you have ideas on how we can reduce the amount of microplastics in the ocean? Write your thoughts and feelings below:

Lesson 6



“My Ocean Promise is to repurpose my plastics or clothes I’m going to throw away”

PART 2: Microplastics are everywhere!

Take a look at these items that were found on the beach shore.



1. What items do you see?

2. Which of these items can be **reduced** - for example, which of these items did not need to be used?

3. Which of these items can be **reused** for other things?

4. Which of these items can be **recycled**?

Lesson 7



"My ocean promise is to help spread my knowledge about using plastic with others"

PART 1: The ocean and humans are connected.

Let's remember what we have learned and create a poster. This will help us share our knowledge with others. Here is a guide below to help you organize your ideas:

1. What is one way plastic creates a problem in the ocean? *Ex. Sea turtles are mistaking plastic bags for food. This makes them sick.*

2. How can we help this problem? Can we reduce, reuse or recycle something? *Ex. We should reduce the plastic bags we use.*

3. What can we do? *Ex. We can bring reusable bags to the store instead of plastic bags.*

4. What can you draw to illustrate these ideas? *Ex. A picture of a happy turtle holding a reusable bag.*

Lesson 7



"My ocean promise is to help spread my knowledge about using plastic with others"

PART 2: We can all be wiser with our plastic.

Time to draw! Create a draft of your poster here:

A large, empty rounded rectangular box with a thick black border, intended for drawing a poster draft. The box is centered on the page and occupies most of the lower half of the page.

Rubric: Unit Evaluation



This rubric below will help you understand what your teacher is looking for throughout this unit.

I am interested and participating in the activities.			
Excellent	Proficient	Acceptable	Not Acceptable
I am always interested and participating in the activities. I am helping my classmates when ever I can.	I am usually interested and participating in the activities. I occasionally help my classmates.	Sometimes I am interested and participating in the activities. I rarely help my classmates.	I am not interested or participating in the activities. I do not help my classmates.
I put effort in my thoughts and responses.			
Excellent	Proficient	Acceptable	Not Acceptable
My workbook is complete and my answers are always well thought out and well explained.	My workbook is mostly complete and my answers are usually well thought out and well explained.	My workbook is somewhat complete and my answers are sometimes well thought out and explained.	My workbook is incomplete and the answers I have are not well thought out or explained.
I can present and explain the information.			
Excellent	Proficient	Acceptable	Not Acceptable
I always understand what we are discussing in class and I can explain this to my classmates and teacher.	I usually understand what we are discussing in class and I can usually explain this to my classmates and teacher.	Sometimes I understand what we are discussing in class and I sometimes explain this to my classmates and teacher.	I often do not understand what we are discussing in class and I can't explain this to my classmates and teacher.